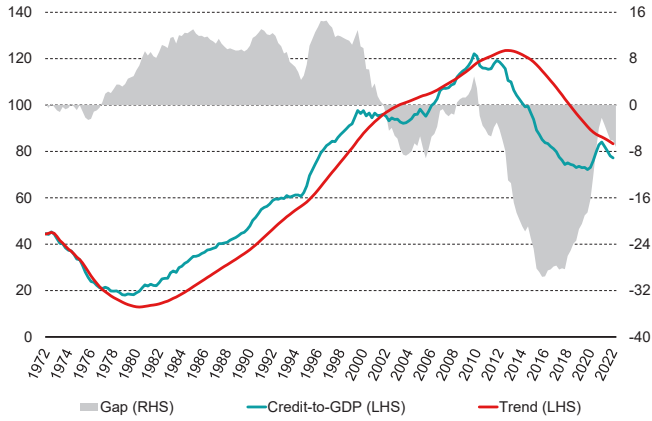


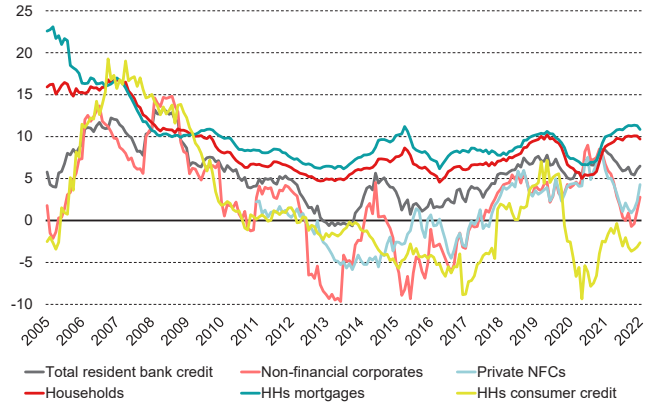
Indicators for the Countercyclical Capital Buffer rate – 2022Q4

Chart 1
HODRICK-PRESCOTT FILTER (LAMBDA = 400,000) APPLIED TO THE CREDIT-TO-GDP RATIO
(per cent, percentage points)



Source: Central Bank of Malta calculations.

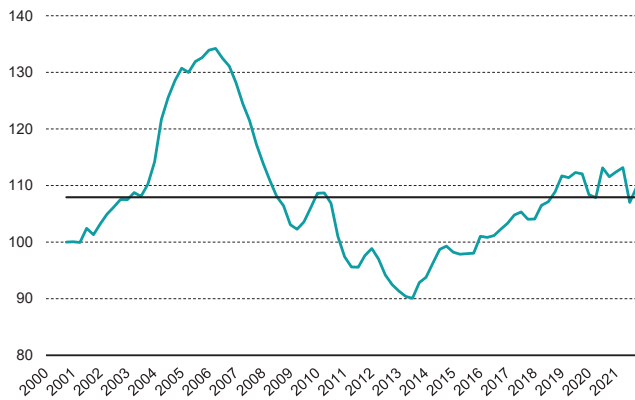
Chart 2
ANNUAL CREDIT GROWTH RATE
(per cent)



Source: Central Bank of Malta.

Note: A break in series was reported in May 2017 with regards to HH consumer credit due to a reclassification exercise.

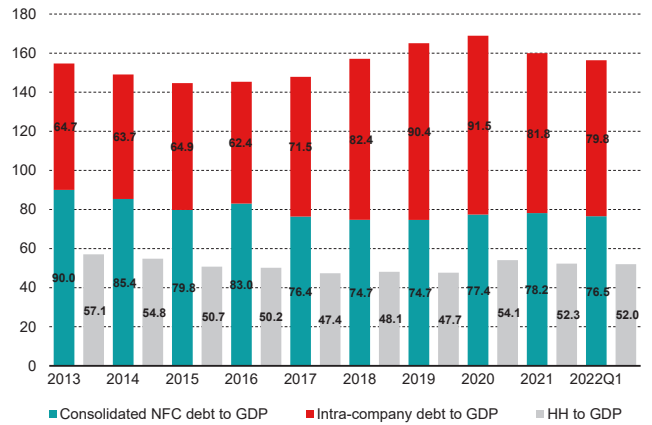
Chart 3
MEDIAN PROPERTY PRICE-TO-PER CAPITA INCOME RATIO
(per cent)



Source: Central Bank of Malta.

Note: Based on the Central Bank of Malta advertised property prices. Refers to 4-quarter moving average with 2000Q4 = 100.

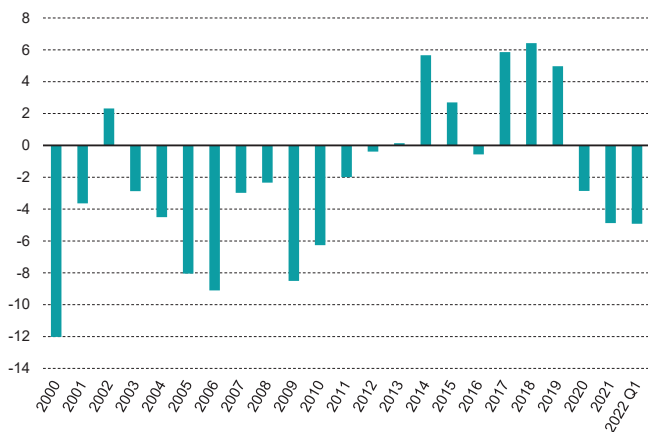
Chart 4
HOUSEHOLD AND CORPORATE DEBT TO GDP
(per cent)



Sources: Central Bank of Malta; NSO.

Note: Based on 4-quarter moving sum.

Chart 5
CURRENT ACCOUNT BALANCE
(per cent)



Source: Central Bank of Malta.

Note: Based on 4-quarter moving sum.