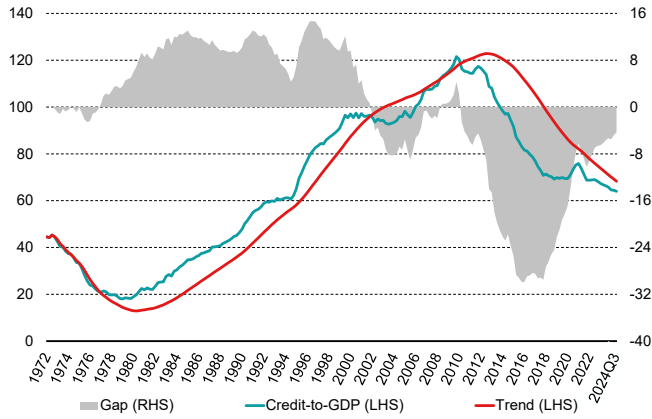


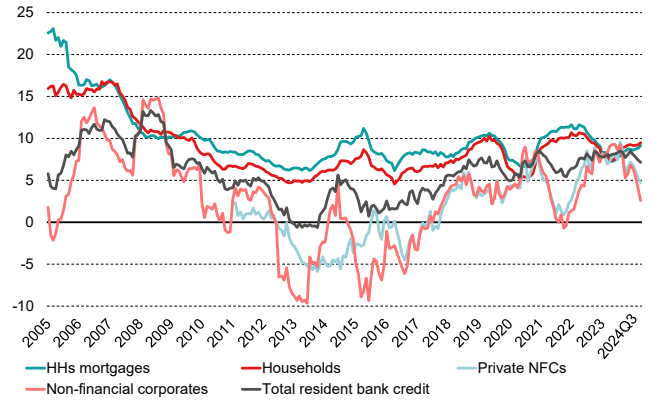
Indicators for the Countercyclical Capital Buffer rate – 2025Q1

Chart 1
HODRICK-PRESCOTT FILTER (LAMBDA = 400,000) APPLIED TO THE CREDIT-TO-GDP RATIO
 (per cent; percentage points)



Source: Central Bank of Malta calculations.

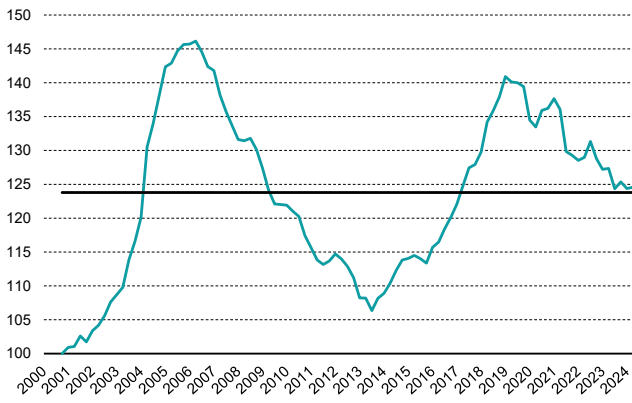
Chart 2
ANNUAL CREDIT GROWTH RATE
 (per cent)



Source: Central Bank of Malta.

Note: A break in series was reported in May 2017 with regards to HH consumer credit due to a reclassification exercise.

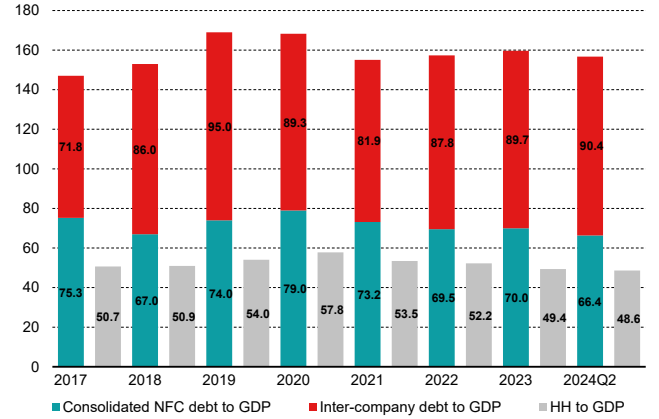
Chart 3
ADVERTISED PROPERTY PRICE-TO-PER CAPITA INCOME RATIO
 (per cent)



Source: Central Bank of Malta.

Note: Based on the CBM advertised property price index. Refers to four-quarter moving average advertised property price index and annual disposable income per capita. 2000Q4 = 100.

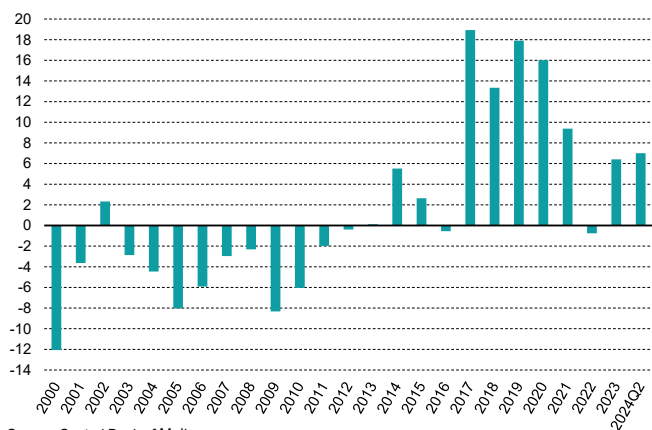
Chart 4
HOUSEHOLD AND CORPORATE DEBT TO GDP
 (per cent)



Sources: Central Bank of Malta; NSO.

Note: Based on four-quarter moving sum.

Chart 5
CURRENT ACCOUNT BALANCE
 (per cent)



Source: Central Bank of Malta.

Note: Based on four-quarter moving sum.