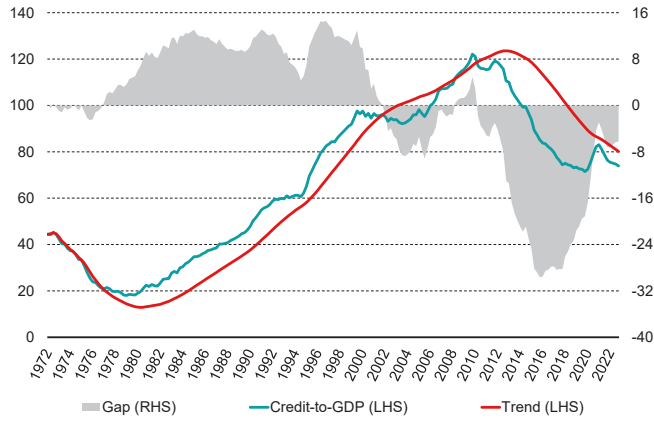
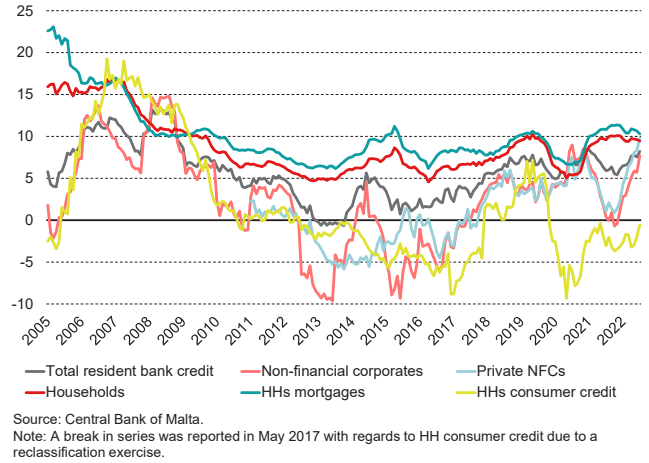


# Indicators for the Countercyclical Capital Buffer rate – 2023Q2

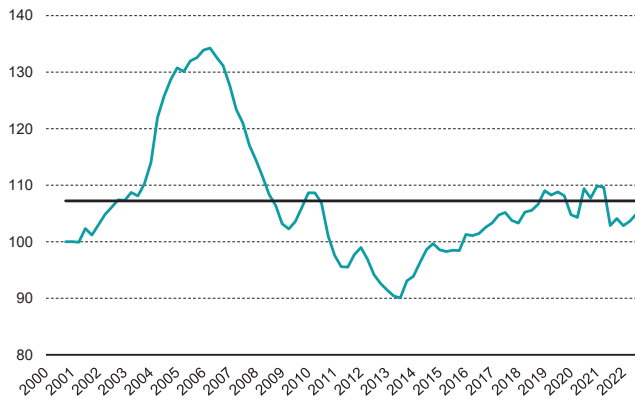
**Chart 1**  
HODRICK-PRESCOTT FILTER (LAMBDA = 400,000) APPLIED TO THE CREDIT-TO-GDP RATIO  
(per cent; percentage points)



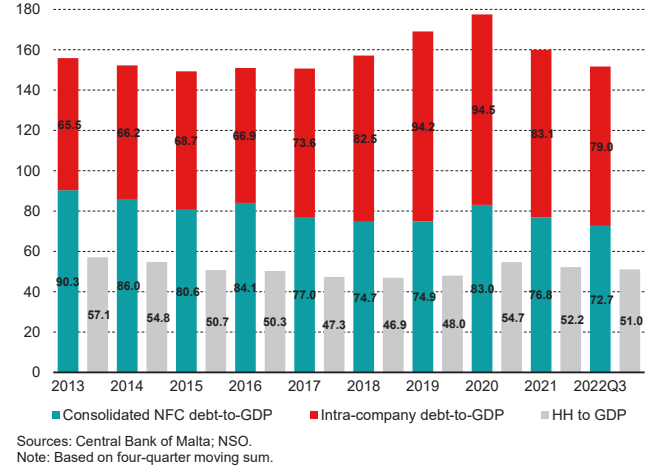
**Chart 2**  
ANNUAL CREDIT GROWTH RATE  
(per cent)



**Chart 3**  
MEDIAN PROPERTY PRICE-TO-PER CAPITA INCOME RATIO  
(per cent)



**Chart 4**  
HOUSEHOLD AND CORPORATE DEBT TO GDP  
(per cent)



**Chart 5**  
CURRENT ACCOUNT BALANCE  
(per cent)

