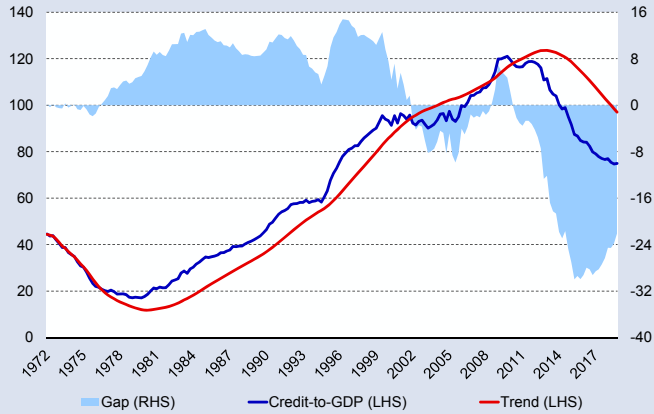


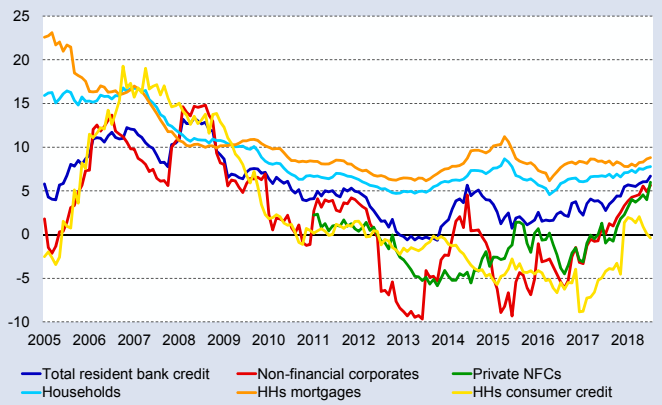
# Indicators for the Countercyclical Capital Buffer rate – 2019Q2

**Chart 1**  
HODRICK-PRESCOTT FILTER (LAMBDA = 400,000) APPLIED TO THE CREDIT-TO-GDP RATIO  
(per cent; percentage points)



Source: Central Bank of Malta calculations.

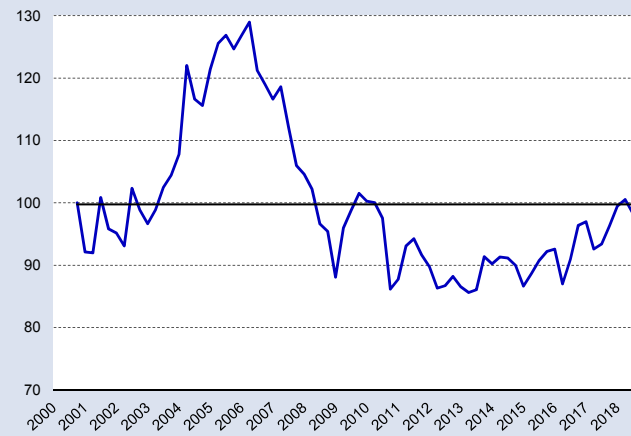
**Chart 2**  
ANNUAL CREDIT GROWTH RATE  
(per cent)



Source: Central Bank of Malta.

Note: A break in series was reported in May 2017 with regards to HH consumer credit due to a reclassification exercise.

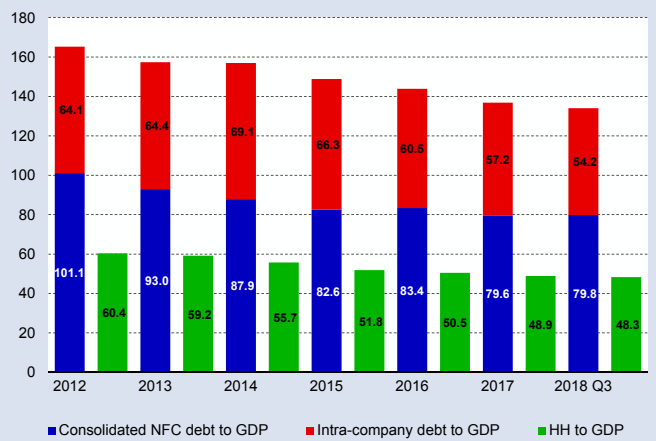
**Chart 3**  
MEDIAN PROPERTY PRICE TO INCOME RATIO



Source: Central Bank of Malta.

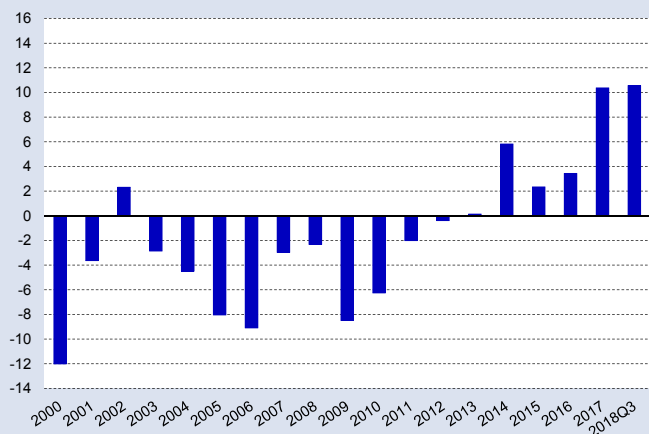
Note: Based on the Central Bank of Malta advertised property prices.

**Chart 4**  
HOUSEHOLD AND CORPORATE DEBT TO GDP  
(per cent)



Sources: Central Bank of Malta; NSO.

**Chart 5**  
CURRENT ACCOUNT TO GDP  
(per cent)



Source: Central Bank of Malta.