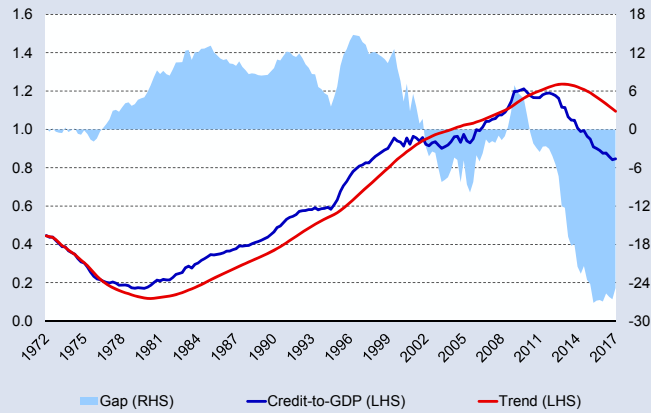


Indicators for the Countercyclical Capital Buffer rate – 2017Q3

Chart 1
HODRICK-PRESCOTT FILTER (LAMBDA = 400,000) APPLIED TO THE CREDIT-TO-GDP RATIO

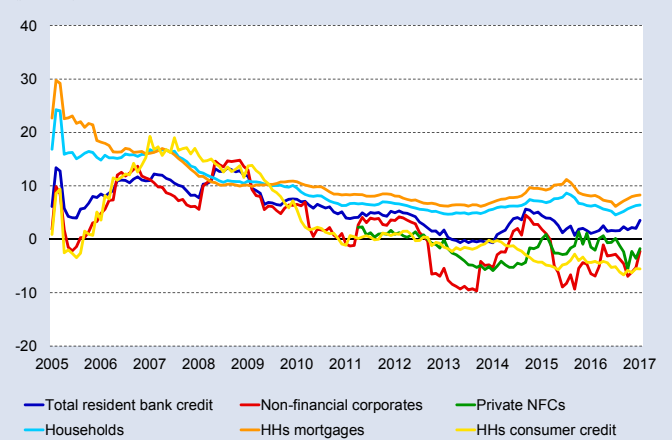
(per cent; percentage points)



Source: Central Bank of Malta calculations.

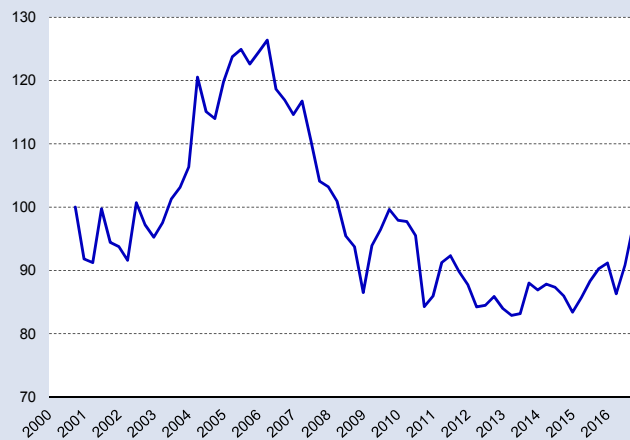
Chart 2
ANNUAL CREDIT GROWTH RATE

(per cent)



Source: Central Bank of Malta.

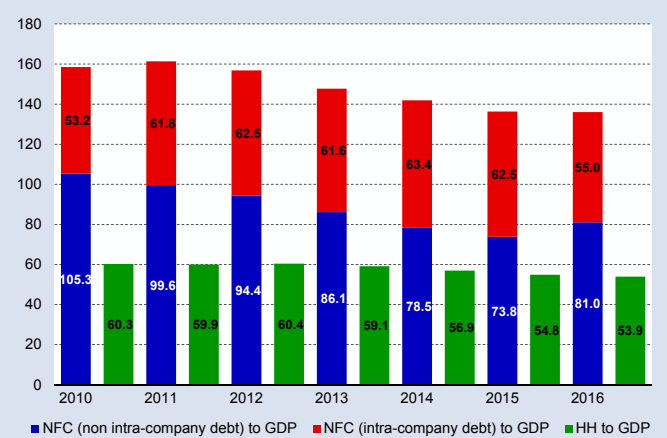
Chart 3
MEDIAN PROPERTY PRICE TO INCOME RATIO



Note: Based on the Central Bank of Malta advertised property prices.
Source: Central Bank of Malta.

Chart 4
HOUSEHOLD AND CORPORATE DEBT TO GDP

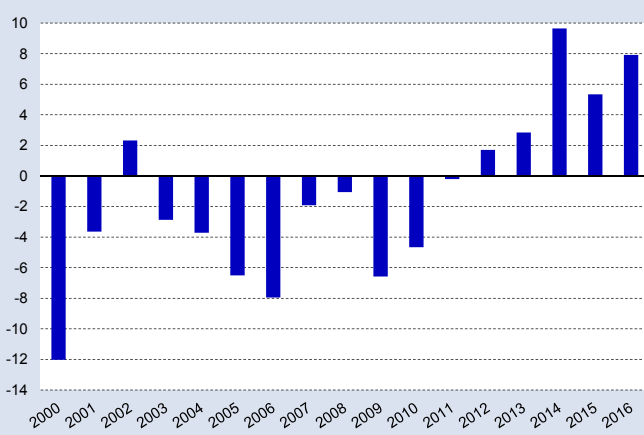
(per cent)



Sources: Central Bank of Malta; NSO.

Chart 5
CURRENT ACCOUNT TO GDP

(per cent)



Source: NSO.