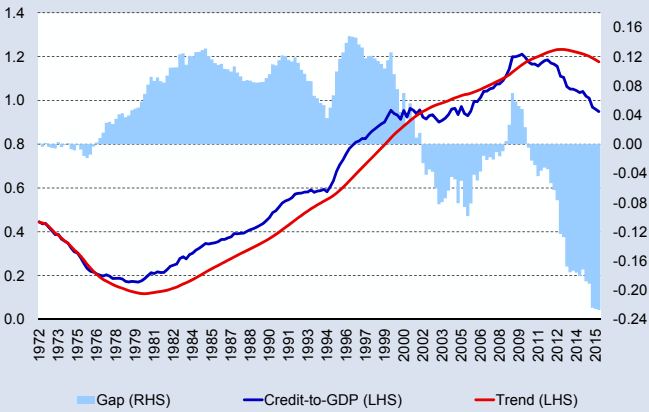


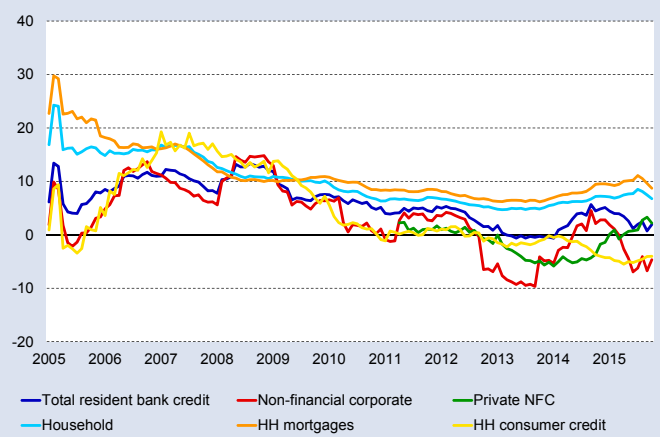
Indicators for the Countercyclical Capital Buffer rate – 2016Q2

Chart 1
HODRICK-PRESCOTT FILTER (LAMBDA = 400,000) APPLIED TO THE CREDIT-TO-GDP RATIO
(per cent; percentage points)



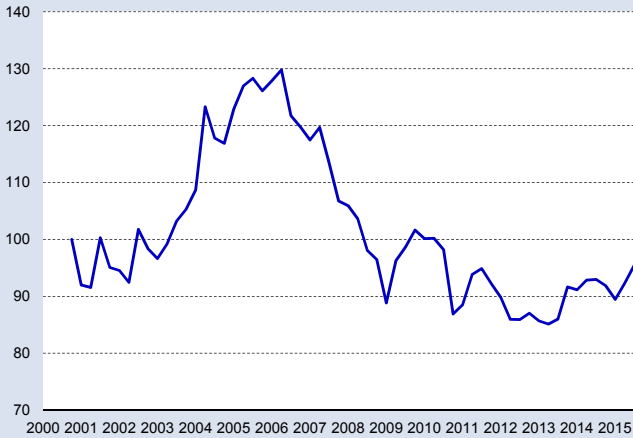
Source: Central Bank of Malta calculations.

Chart 2
ANNUAL CREDIT GROWTH RATE
(per cent)



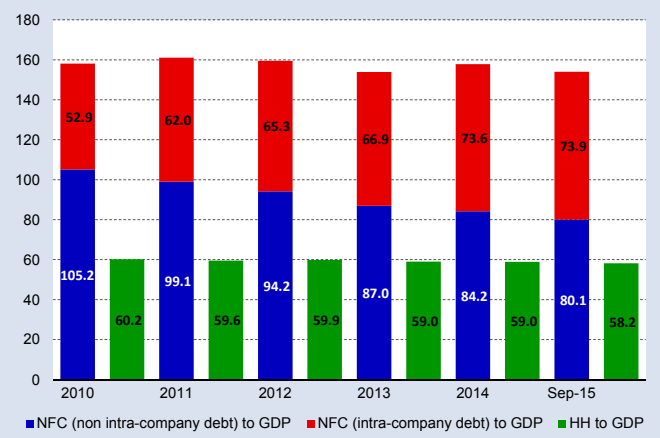
Source: Central Bank of Malta.

Chart 3
MEDIAN PROPERTY PRICE TO INCOME RATIO



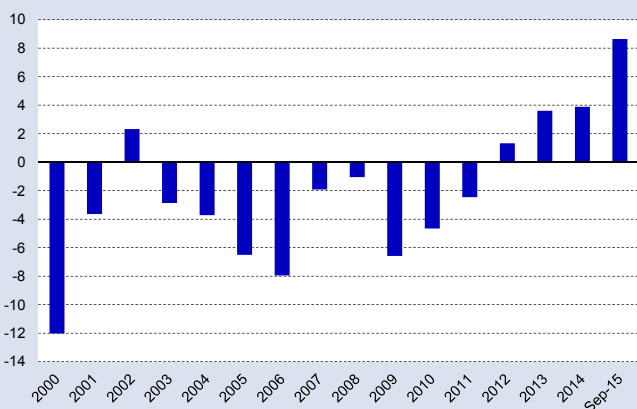
Source: Central Bank of Malta.

Chart 4
HOUSEHOLD AND CORPORATE DEBT TO GDP
(per cent)



Source: Central Bank of Malta; NSO.

Chart 5
CURRENT ACCOUNT TO GDP
(per cent)



Note: Sep-2015 data is based on 4-quarter moving sum figures.
Source: Central Bank of Malta.